

Graduate School of Advanced Integrated Studies in Human Survivability (GSAIS or Shishu-Kan)

Application Guidelines for Admission to Shishu-Kan's Doctoral Program [Five-year Program]

Academic Year 2017*

* The following text is an English translation of the Application Guidelines for Academic Year 2017 in Japanese (平成 29 年度学生募集要項). If any differences in interpretation occur, the Application Guidelines in Japanese are the valid document that will be used to settle those differences. Applicants also need to obtain a paper copy of the Application Guideline (only in Japanese) as the valid application documents are enclosed only in the paper copy.

Kyoto University

Graduate School of Advanced Integrated Studies in Human Survivability (GSAIS or Shishu-Kan¹)

We are a part of a global society that faces many complex and multidimensional problems such as climate change, resource depletion, biodiversity loss, food insecurity, population pressure, and the spread of infectious diseases. There is an urgent need for individuals who can demonstrate leadership in the search for innovative and sustainable solutions to these problems. Our Graduate School of Advanced Integrated Studies in Human Survivability (GSAIS; hereafter referred to as Shishu-Kan) was established in April 2013 with the mission to cultivate individuals who may become leaders in various contexts in the future.

Shishu-Kan's outline

A new integrated academic field called “human survivability studies” (HSS) is at the heart of education and research at Shishu-Kan. HSS aims to integrate knowledge or wisdom from individual academic disciplines related to the survival of mankind and global society. Our final goal is to find novel solutions to the abovementioned complex social problems and contribute to the creation of a sustainable future for humanity.

According to the traditional Japanese way of thinking, wisdom acquired by listening is referred to as “*mon*” 「聞」, while wisdom gained through thinking and reflection is known as “*shi*” 「思」, and wisdom gained through practice is called “*shu*” 「修」. This way of thinking, “*mon-shi-shu*” 「聞思修」, is at the origin of Shishu-Kan 「思修館」.

What is our image of tomorrow's leaders? We believe that those are individuals who, besides a strong academic expertise in their own specific fields, have a broad comprehensive knowledge about human survivability and are able to use research methods of both natural and social sciences. In addition, they should think flexibly and logically, and should also be able to apply their theoretical knowledge to find practical solutions to the problems concerning human survivability.

Shishu-Kan's goals and significance

¹ “Shishu-Kan” is the name of Kyoto University's “Advanced Leadership Studies Program” that was selected in 2011 by The Ministry of Education, Culture, Sports, Science and Technology (MEXT) as one of the “Programs for Leading Graduate Schools (All-Round Type)”. The students who study at the Graduate School of Advanced Integrated Studies in Human Survivability (GSAIS) must follow all requirements of the “Program for Leading Graduate Schools” as well.

The main goals of Shishu-Kan are (1) to establish a new integrated academic field called “human survivability studies” (HSS), and (2) to educate future leaders based on that. Therefore, it’s quite different from the existing graduate schools where the number one goal is to train professionals and researchers in specific academic fields.

In addition to the above image of tomorrow’s leaders, we believe that those individuals should also have a strong motivation, diverse values, and broad perspectives. The education at Shishu-Kan has 3 main pillars: (1) developing strong academic expertise in a specific field; (2) a synthesis of knowledge or wisdom from humanities, social and natural sciences; (3) practical orientation towards solving complex social problems.

The students enrolled at Shishu-Kan must embody the spirit of Kyoto University’s basic principle: “We aim to raise talented individuals who, based on their high level of knowledge and strong sense of responsibility, can pursue harmonious coexistence within the human and ecological community on this planet.”

Furthermore, the students at Shishu-Kan have the unique opportunity to live in residential colleges where they can enrich their studies through daily interaction with students from different academic fields.

Admissions policy

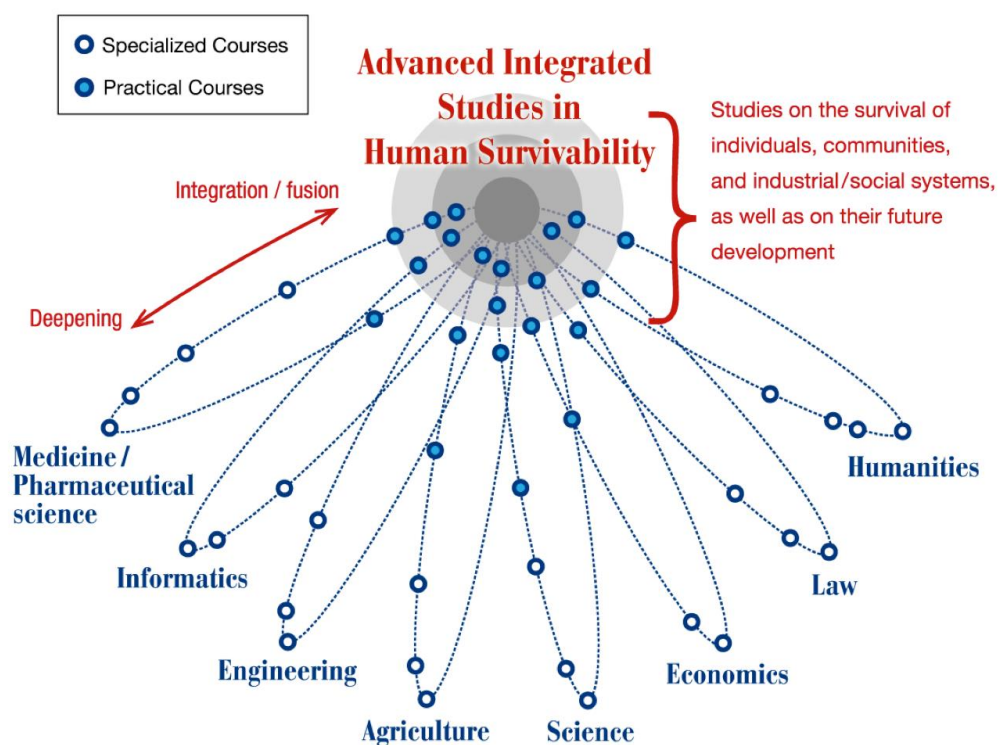
We are searching for talented individuals who can manage various disciplines, who have a strong will to learn about human survivability studies and to do research about various complex social problems, and who wish to contribute to the future global society. Our graduate school aims to cultivate future leaders who have a high level of academic expertise in their own field, as well as a strong will and the ability to put what they have learned into practice.

Education Policy

At Shishu-Kan, we train individuals who try to find solutions to the problems related to human survival, not only in the academic setting, but also applied to real world situations. Our educational curriculum is designed to help students master the professional ability to judge and act on these issues. Students at our graduate school are able to deepen their knowledge, accumulate a wide array of skills in humanities and sciences, and command a diverse field of subjects.

Each student studies under the guidance of two or three faculty members, and receives advice from several others too. In addition, all students have the unique opportunity to experience internships both in Japan and abroad. Our graduate school encourages students to understand and solve actual problems for mankind and our global society. Students are trained to become future leaders who work to resolve these problems.

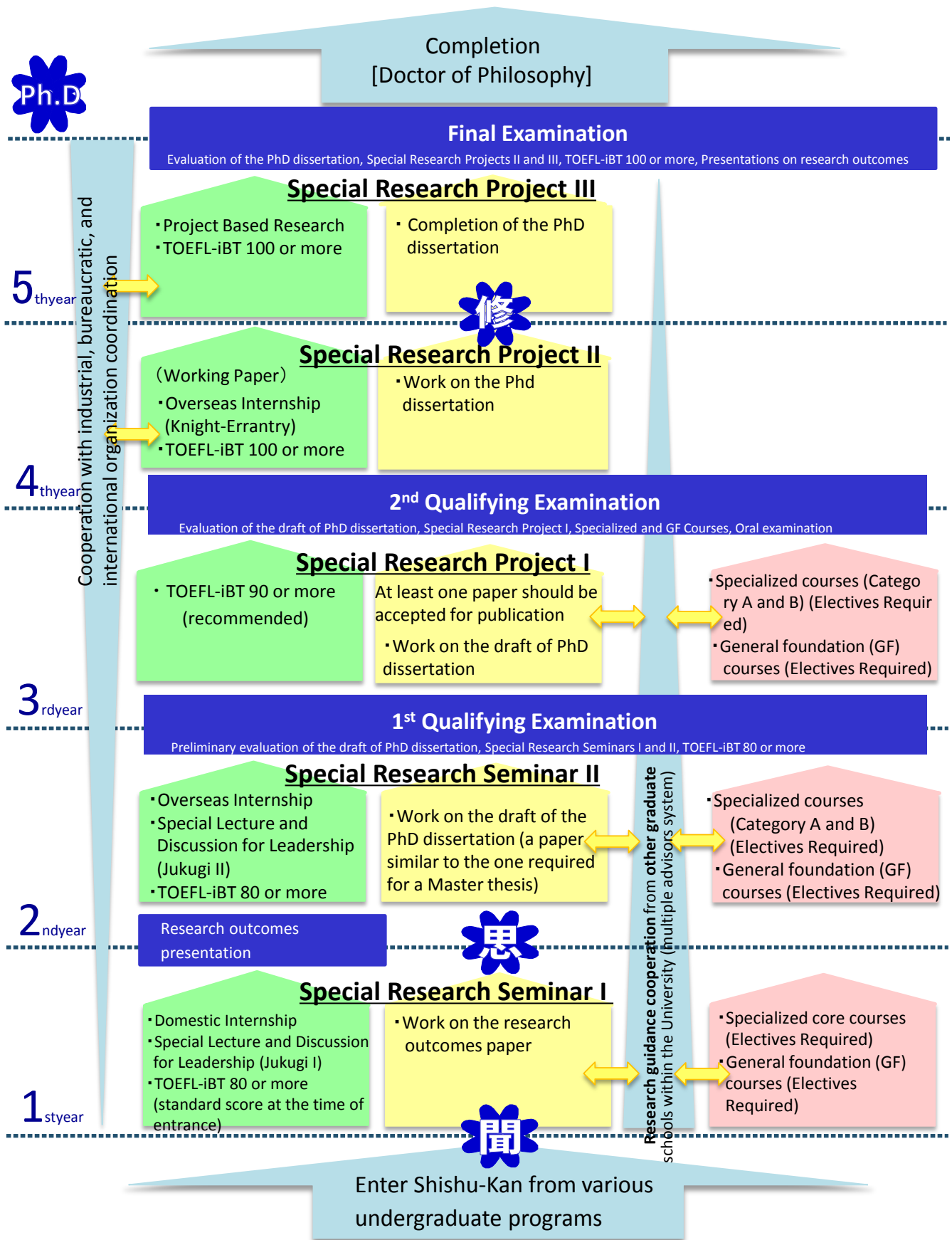
Figure: Human Survivability Studies



Structure of the Shishu-Kan’s curriculum

Shishu-Kan’s curriculum offers a blend of cutting-edge knowledge and experience that helps to develop individuals with a strong sense of mission and practical skills

Figure: Shishu-Kan's curriculum



【Diploma Policy (excerpt)】

- Talented individuals who understand the diversity of values and views, have a strong sense of ethical responsibility, and are able to contribute to the global society
- Talented individuals who have both a strong theoretical knowledge and practical skills, have a deep understanding of modern social problems, and are able to deliberate on various approaches to solve the problems.
- Talented individuals who are able to conduct unique and pioneering research and write academic papers containing novelty, uniqueness and practical applications.



Special Research Project III

In the fifth year, the students will receive guidance from multiple faculty members to finalize their doctoral dissertations. They should also report periodically their research progress. Apart from completing their doctoral dissertations, the students will have another chance for practical learning that is called “Project Based Research” (PBR).

5thyear

Special Research Project II

In Special Research Project II, the students will gain a broad range of expertise in human survivability. During the fourth year the students should also focus more on the search for practical solutions to the issues they have been studying. The students will be offered the opportunity of another overseas internship (“overseas knight errantry”) where they can communicate directly with professionals working on practical solutions as well. During the fourth year internship the students will also acquire the necessary skills to creatively solve problems with a global perspective.

4thyear

Special Research Project I

Based on the knowledge and skills acquired during the first 2 years, the students are expected to further improve the research in their specific academic fields. Together with this, the students should try to incorporate insights from other related fields into their research. At the end of the third year, the students are required to submit a Qualifying Examination (QE) 2 paper that will also be the first draft of their doctoral dissertations.

3rdyear

Special Research Seminar II (including a one-month overseas internship)

During the 2nd year, the students will become experts in cutting-edge research methods and findings in their specific academic fields. Simultaneously, through debates with various faculty members, they will receive training in research evaluation and criticism, as well as research planning. They will gain full comprehension of writing, presentation, debating, and problem finding skills to write their doctoral dissertation. At the end of the 2nd year, the students are required to submit a Qualifying Examination (QE) 1 paper. In *Jukugi* II (industry-government cooperation seminar), students will independently identify a problem and examine the problem in more depth through debate. The students will also participate in an overseas internship for a month during the summer. The overseas internship is a practical training program of a service-learning type aimed at fostering the international views and attitudes.

2ndyear

Special Research Seminar I (including a two-week domestic internship)

During the first year each student needs to decide his/her research topic within a specific academic field. A deeper understanding of the field of study will be obtained by reading technical and research materials under the guidance of 2 or more faculty members. In addition, the students will brush up their ability of thinking and expression through extensive discussions. Lastly, through the domestic internship and the industry-government cooperation seminar (*Jukugi* I), students will understand better the present-day issues faced by mankind and our global society.

1styear

【Admissions Policy (excerpt)】

- Talented individuals with basic ability, literacy, and ethics, who are willing to commit to the human survivability studies, the integration of research from various academic fields, and the application of research findings for the benefit of our global society.
- Talented individuals who have expertise and research ability to solve the global social problems, and who have a strong will to become global leaders.

What is special about Shishu-Kan's curriculum?

1. Tailor-made Curricula

At Shishu-Kan, each student can tailor his/her curriculum according to his/her own academic background, interests and future goals. Students will study with a specific purpose in mind. Students will also receive advice and mentoring from two or more faculty members on how to plan their programs of study and their academic research.

2. Curriculum and Facilities that Promote Dialogue and Debate

By promoting dialogue and debate among students from various backgrounds, as well as faculty members and guest lecturers from the industry and the government, the Shishu-Kan's curriculum promotes diverse perspectives and practical skills. In addition to lecture halls and individual research space, Shishu-Kan offers its students residential colleges.

3. Mentors and the Multiple Supervisor System

Each student will have a mentor (a professor from a different field), as well as one or two research supervisors. As mentioned above, the students are expected to learn some specialized knowledge and research methods from professors from different fields. Apart from Shishu-Kan's faculty members, students can receive research guidance in their own academic fields from professors coming from other graduate schools and research institutes in Kyoto University.



A tailor made curriculum will be implemented based on each student's individual academic background and future goals. Students will have multiple supervisors including from and outside Shishu-Kan. As only 20 students will be enrolled per year in the program, there will be plenty of opportunities for guidance.

The students can select general foundation subjects as well as a broad range of special subjects concerning humanity, social and natural sciences. For that purpose, each student together with his/her supervisors will select appropriate courses from throughout the entire university curriculum. Also, depending on the student's desire to study diverse areas of research, it will be possible to choose from the entirety of Kyoto University faculty for research guidance.

Course List for 2016 Academic Year

Course Name	Semester Offered		Credits	Year	Course Classification	Compulsory or no
	Spring	Fall				
Introduction to Advanced and Integrated Studies in Human Survivability	○		2	1	Specialized core course	Yes
Science for the Humanosphere	○		2	1	Specialized core course	No
Engineering in Human Survivability		○	2	1	Specialized core course	No
Comparative Culture of Law		○	2	1	Specialized core course	No
Goal and Method of Philosophy	○		2	1	Specialized core course	No
History of Civilizations	○		2	1	Specialized core course	No
Structure, Functions and Pathology of the Human Body	○		2	1	Specialized core course	No
Medical and Biological Aspect of Infection, Allergy and Immunity	○		4	1	Specialized core course	No
Design and Production		○	2	1	Specialized core course	No
Global Environmental Risk Management		○	2	1	Specialized core course	No
Mutual Linkages between Human Activity and Nature	○		2	1	Specialized core course	No
International Economics: Application to Emerging Economies	○		2	1	Specialized core course	No
Institutional Economics: Application to Developing and Post-Socialist Economies		○	2	1	Specialized core course	No
Ethics in Science and Technology Management	○		2	1	Specialized core course	No
Theory of Global Technology Strategy		○	2	1	Specialized core course	No
Global Natural Resources and Energy Cycle		○	2	1	Specialized core course	No
Life Philosophy		○	2	2 • 3	Category A	No
Sociology (Special Lectures) Theories of Race and Ethnicity	○		2	2 • 3	Category A	No
Seminar on Cognitive		○	2	2 • 3	Category A	No

Psychology						
Global Strategic Management	○		2	2・3	Category A	No
Firms and Industrial Organization in Japan		○	2	2・3	Category A	No
Economic Analysis of Industrial Organization	○		2	2・3	Category A	No
Information and Intellectual Property		○	2	2・3	Category A	No
Introduction to Information Security	○		2	2・3	Category A	No
Economic Integration in Europe and East Asia	○		2	2・3	Category A	No
International Comparison of Corporate Governance		○	2	2・3	Category A	No
Philosophy of Mind: Cross-Cultural Approach and Practical Applications	○		2	2・3	Category A	No
Preservation of the Knowledge Heritage of Humanity		○	2	2・3	Category A	No
Earth, Water, the Planet	○		2	2・3	Category B	No
Environmental System Engineering	○		2	2・3	Category B	No
Advanced Studies Harmonizing Disaster Management and Environmental Conservation	○		2	2・3	Category B	No
Tropical Agricultural Ecology	○		2	2・3	Category B	No
Social Design for Environment		○	2	2・3	Category B	No
Emergency Management	○		2	2・3	Category B	No
Quantum Radiation Energy, Advanced		○	2	2・3	Category B	No
Human Anatomy	○		2	2・3	Category B	No
Health Informatics		○	2	2・3	Category B	No
Regenerative Medicine		○	2	2・3	Category B	No
Drug Policy and Regulation		○	1	2・3	Category B	No
Drug Development, Evaluation and Regulatory Sciences		○	1	2・3	Category B	No
Field Medicine		○	2	2・3	Category B	No
Introduction to Self-Defense Mechanisms	○		2	2・3	Category B	No
Web Information Systems	○		2	2・3	Category B	No

Information Technology and Society	○		2	2・3	Category B	No
Design and Implementation of Service Models	○		2	2・3	Category B	No
Computational Science for Big Data		○	2	2・3	Category B	No
Information Analysis and Management	○		2	2・3	Category B	No
Modeling and Problem-Solving of Complex Systems		○	2	2・3	Category B	No
Theory of Science, Technology and Innovation Policy	○		2	2・3	Category B	No
Design System		○	2	2・3	Category B	No
Biomechanics	○		2	2・3	Category B	No
Advanced Science		○	2	2・3	Category B	No
Optimum Systems Design		○	2	2・3	Category B	No
Communication between Science and Public	○		2	2・3	Category B	No
Humanity in the Universe		○	2	2・3	Category B	No
Fundamental Biology	○		4	1・2・3	General foundation course	No
Evolutionary Biology		○	4	1・2・3	General foundation course	No
Molecular and Cellular Biology		○	2	1・2・3	General foundation course	No
Information Organization and Retrieval		○	2	1・2・3	General foundation course	No
Mathematical Statistics	○		2	1・2・3	General foundation course	No
Science of Complex Systems		○	2	1・2・3	General foundation course	No
Introduction to Materials Science	○		2	1・2・3	General foundation course	No
Oriental History (Special Lectures)	○	○	4	1・2・3	General foundation course	No
European History (Special Lectures)	○	○	4	1・2・3	General foundation course	No
Philosophy and History of Science (Special Lectures)	○		2	1・2・3	General foundation course	No
Law and Politics in Japan	○		2	1・2・3	General foundation course	No
Constitutional Law I	○		2	1・2・3	General foundation course	No
Civil Law	○	○	4	1・2・3	General foundation course	No
Commercial Law I	○		2	1・	General	No

				2・3	foundation course	
Japanese Politics and Public Administration		○	2	1・2・3	General foundation course	No
Public Finance	○		2	1・2・3	General foundation course	No
Financial Accounting		○	2	1・2・3	General foundation course	No
Japanese Culture	○		2	1・2・3	General foundation course	No
Constitutional Law II		○	2	1・2・3	General foundation course	No
Education Policy and Research	○		2	1・2・3	General foundation course	No
Cultural Practice I (Chado: The Way of Tea)	○		1	1・2・3	General foundation course	No
Cultural Practice II (Ikebana)		○	1	1・2・3	General foundation course	No
Cultural Practice III (Calligraphy)		○	1	1・2・3	General foundation course	No
Introduction to Operations Research	○		2	1・2・3	General foundation course	No
Advanced Optimization		○	2	1・2・3	General foundation course	No
Theory of Creating Innovation		○	2	1・2・3	General foundation course	No
How Science was born	○		2	1・2・3	General foundation course	No
Energy Finance	○		2	1・2・3	General foundation course	No
Risk Management		○	2	1・2・3	General foundation course	No
Global Communication I	○	○	2	1・2・3	General foundation course	No
Global Communication II	○	○	2	1・2・3	General foundation course	No
Special Lectures and Discussion for Leadership (<i>Jukugi</i>) I	○	○	4	1	Government and Industry Cooperation Course	Yes
Special Lectures and Discussion for Leadership (<i>Jukugi</i>) II	○	○	2	2	Government and Industry Cooperation Course	Yes
Special Research Seminar I	○	○	2	1	Special Research	Yes
Special Research Seminar II	○	○	2	2	Special Research	Yes
Special Research Project I	○	○	2	3	Special Research	Yes
Special Research Project II	○	○	4	4	Special Research	Yes
Special Research Project III	○	○	4	5	Special Research	Yes

[Requirements for Advancement and Completion]

- This is a doctoral program with a standard duration of five years.
- The following requirements (see the next bullet point) must be satisfied by the end of each school year in order to advance to the next year.
- Passing the 2nd year's and 3rd year's Qualifying Examinations (QE). If students cannot pass these examinations, advancement to the next year is not possible. (Additional information will be provided to those who repeat the same year.)
- The following requirements (see the next bullet point) must be satisfied by the end of the fifth year to complete the PhD program.
- Enrollment for 5 or more years, approval of research achievements by the student's academic supervisors, obtaining all necessary credits (① of the table below, more than 52 credits excluding the necessary credits from ②) including all credits from the compulsory subjects, and passing the PhD dissertation examination. In addition, a TOEFL-iBT score of 100 points or higher is required (or corresponding language ability).

Table about the requirements of advancement to the next year/ completion of the PhD program

Requirements	1st year	2nd year	3rd year	4th year	5th year
① Credits needed to advance/complete the PhD program (Total)	16 credits	24 credits	44 credits	48 credits	52 credits
② General courses (or Hashi) credits (Total)			28 credits	28 credits	28 credits
③ Approval of research achievements in the Shishu-Kan Program	Pass	Pass	Pass	Pass	Pass
④ TOEFL-iBT score		80 points	90 points (recommended)	90 points (recommended)	100 points

① Credits for completion of the Ph.D. program and advancement to the next year

Subject Division	Number of Credits					
	1st year	2nd year	3rd year	4th year	5th year	At the time of completion
Specialized Core Courses ^{※1}	10					10
Special Subjects Category A						4 or more
Special Subjects Category B		4	18			12 or more
General Foundation Courses						6 or more
Special Research Seminar I	2					2
Special Research Seminar II		2				2
Special Research Project I			2			2
Special Research Project II				4		4
Special Research Project III					4	4
Special Lectures and Discussion for Leadership (Mitsugi)※2	4					4
Special Lectures and Discussion for Leadership (Mitsugi)※2		2				2
Total	16	8	20	4	4	52

※1 The course “Introduction to Advanced and Integrated Studies in Human Survivability” is compulsory, and students are encouraged to take other specialized core courses during the first year of their studies.

※2 Compulsory subjects for the Shishu-Kan Program.

② Credits from General Courses (Hasshi) (required for the completion of the Shishu-Kan program)

Fields	Course Completion Requirement	Number of credits
Medicine & Life Sciences	Students should take 10 courses from fields different from their own fields of study, or 2 courses (4 credits) from each of 5 other fields. If a course is offered as a 4-credit yearlong block, it can be considered equal to 2 half-year courses from that field (the four credits from two half-year courses will be the same as those of one yearlong course) Students are able to choose one course (out of the required 2 courses) from a certain field from the courses provided by other graduate schools, as well as the university-wide “Liberal arts and general education courses”. However, these choices must be approved by the school affairs (<i>kyoumu</i>) committee.	20
Information & Environment		
Science & Technology		
Humanities & Philosophy		
Business & Economics		
Law & Government		
Art	Students are able to choose two courses out of the following: a lecture course (2 credits), and/or three cultural practice courses “Cultural Practice” I-III (Tea Ceremony, Flower Arrangement, Calligraphy) (in total 2 credits).	4
Languages	① English Complete one General Foundation Course [Global Communication I or II] (2 credits). ② Second Foreign Language Choose 2 courses (2 credits) from the university-wide “Liberal arts and general education courses”, after consulting with your mentor Passing a second foreign language test at a certain level may be considered as equal to completing the above 2 courses. However, this should be also approved by the school affairs (<i>kyoumu</i>) committee. International students can choose to take Japanese as a Second Foreign Language. However, in such case they are required to pass Level 1 of the Japanese Language Proficiency Test.	4
Total Number of Credits*		28

※Out of the General Courses (Hasshi) 28 credits, 22 credits taken from the courses provided by GSALS can be combined with 16 credits from the specialized subjects and 6 credits from the general foundation courses to serve for the advancement/ completion of the Ph.D. program.

It is recommended to carefully plan from the first year how to obtain 28 credits (14 courses in 7 fields) by the end of the 3rd year.

[What are the General Courses (Hasshi)?]

In the Graduate School of Advanced Integrated Studies in Human Survivability, students must also take classes for the Program for Leading Graduate Schools, also called “Shishu-Kan program.” Accordingly, students are required to take classes from 7 out of the following 8 fields (excluding the field that corresponds to their own field of study): medicine and life sciences, information and environment, science and technology, humanities and philosophy, business and economics, law and government, art, and languages.

It is required to take 2 courses from each of the 7 fields by the end of the third year.

③ Approval of research achievements in the Program for Leading Graduate Schools

- a. Each student's research achievements are examined and evaluated by a committee that consists of his/her mentor and two academic supervisors (one of the supervisors could be from another graduate school or a research institute in Kyoto University).
- b. The Program for Leading Graduate Schools Committee approves the decisions of the above committee.

④ TOEFL- iBT score

Excluding those who have already a score of 100 points and above, all students should take at least once a year the TOEFL-iBT test and submit the original of the TOEFL-iBT Examinee Score Report by mid-February each year. The original of the score report will be returned to the students later. First year students should take the TOEFL-iBT test immediately after their admission to Shishu-Kan.

Student support

1. Scholarships

Full or half Tuition Exemptions and Shishu-Kan Scholarships based on selection can be provided in order to allow the students to better concentrate on their educational curricula and doctoral dissertation research by alleviating their economic burden (like the payment of the tuition fee). Shishu-Kan Scholarships will be provided to the students who will be selected for their excellence in the entrance exams and their research proposals. Students enrolled in April 2017 will be eligible to receive the Shishu-Kan Scholarships only for the 2017 fiscal year. In addition, students conducting original research can apply for grants to partly or fully cover the related research expenses. Students enrolled in April 2017 can apply for such grants only for the 2017 fiscal year.

2. Residential college

One of the main requirements for future global leaders is to be able to adapt to different cultural environments and communicate with people from diverse backgrounds and academic fields. To cultivate such abilities, Shishu-Kan provides to the students residential colleges where they can experience Kyoto University's tradition of conducting

advanced education or research activities interactively. Students will have the unique chance to work hard together and mingle day and night with other students from varying cultural and academic backgrounds, as they lead their daily lives.

**Application Guidelines for Admission to the Doctoral Program [Five-year Non-divided Program] of the Graduate School of Advanced Integrated Studies in Human Survivability (Shishu-Kan), Kyoto University
Academic Year 2017***

* The following text is an English translation of the Application Guidelines in Japanese (平成 29 年度学生募集要項). If any differences in interpretation occur, the Application Guidelines in Japanese are the valid document that will be used to settle those differences.

The Graduate School of Advanced Integrated Studies in Human Survivability (Shishu-Kan) provides a five-year seamless doctoral program that is not divided into a two-year master's program and a three-year doctoral program. Five years is the standard duration of enrollment in the program. Student enrollment is only possible in April.

1. Recruitment:

Major	Number of students to be recruited	Remarks
Advanced Integrated Studies in Human Survivability	15	

2. Eligibility for application

Those who meet, or are expected to meet the following conditions by March 31, 2017, may apply:

- (1) Those who have graduated from a Japanese university;
- (2) Those who have been awarded a bachelor degree in compliance with the provisions of Article 104, Paragraph 4 of the School Education Law of Japan;
- (3) Those that have completed or are expected to complete 16 years of formal education outside Japan (see below NB1);
- (4) Those who have completed 16 years of formal education in the educational system of a foreign country by completing a correspondence course (or courses) in Japan, operated by an educational establishment instituted in that foreign country (see below NB1);
- (5) Those who have completed an applicable curriculum in an educational establishment that is located in Japan, is recognized as offering undergraduate courses in the educational system of a foreign country (only educational establishments whose graduates are recognized as having completed 16 years of formal education in the educational system of that country), and is specifically designated as such by the Minister of Education, Culture, Sports, Science and Technology of Japan (see below NB1);
- (6) Those who have completed a specialized curriculum of a vocational school, on or after the date specified by the Minister of Education, Culture, Sports, Science and Technology of Japan;
- (7) Those appointed by the Minister of Education, Culture, Sports, Science and Technology of Japan (Ministry of Education Notice No. 5 of 1953);
- (8) Those who have studied in a university for a period of three years or longer (including those who are recognized by the Minister of Education, Culture, Sports, Science and Technology of Japan as equivalent, in compliance with the provisions of Article 102, Paragraph 2 of the School Education Law of Japan) and have obtained a specified number of credits while demonstrating excellent academic performance as qualified by Shishu-Kan (see below NB2);
- (9) Those who are 22 years of age or older and have been recognized through an individual eligibility screening by Shishu-Kan as having academic ability equivalent to that of a university graduate (see below NB2).

(NB1) Preliminary confirmation is needed for applicants who have graduated or obtained a bachelor degree from a university in a country other than Japan.

(1) Applicants from China, Hong Kong and Taiwan need a preliminary confirmation through the Kyoto University Admissions Assistance Office (AAO)

(<http://www.kyoto-u.ac.jp/ja/education/international/students1/ku-ao.htm/>). Please access the above URL and

follow the online procedure **by Monday, November 28th 2016**. Because the confirmation results will be sent to Shishu-Kan by the AAO, there is no need for those applicants to submit paper documents for preliminary confirmation directly to Shishu-kan. Those who have previously confirmed for eligibility by the AAO may submit only Foreign Student Form (外国人留学生調書) to the Student Affairs Office of Shishu-Kan **by Monday, November 28th 2016**.

(2) Applicants from other countries or regions must submit 3 of the following documents (A, B, and C or D) to the Student Affairs Office (kyoumu-kakari) of the Graduate School of Advanced Integrated Studies in Human Survivability (Shishu-Kan), Kyoto University by **Monday, November 28th 2016**.

A. An official document certifying graduation or obtainment of a bachelor's degree from a university in a country other than Japan

B. Official transcripts from a university in a country other than Japan

C. For applicants who are also foreign students, please submit a document certifying international student status written in the designated form. (Foreign Student Form 外国人留学生調書)

D. For those who are not foreign students, please submit a copy of the backside of the duly filled application form (入学願書)

Those who have completed or will complete 15 years of formal education can apply according to the application eligibility definition in section 2. (8).

(NB2) Applicants who meet the application eligibility definitions in sections 2. (8) or 2. (9) must carefully read page 29 of the Application Guidelines and contact the Student Affairs Office (kyoumu-kakari) of Shishu-Kan no later than **Monday, November 21st, 2016**.

3. Application period

From Friday, December 16th, to Wednesday, December 21st, 2016 (Application documents must arrive before 17:00 Japan Standard Time on December 21st, 2016.)

Please send all required application documents in the designated envelope as registered express-delivery mail (書留速達).

If you bring application documents with you to the office directly, your application will not be accepted.

Applications postmarked no later than Friday, December 16th (for registered express-delivery mail within Japan) will be accepted. Applications not including a designated certificate of examination fee payment (入学検定料振込金受付証明書) bearing the handling banking institution's seal of receipt and pasted on the form (入学検定料振込金受付証明書貼付台紙) will not be accepted.

4. Send the application documents to the following address:

Student Affairs Office (kyoumu-kakari)

Graduate School of Advanced Integrated Studies in Human Survivability (Shishu-Kan), Kyoto University,

Kyoto University Higashi Ichijou-kan Building,

Kyoto-shi, Sakyo-ku, Yoshida-Nakaadachi-cho 1

606-8306 Japan

5. Application documents (see below NB1 & NB2)

(1) Application Form (入学願書) and photograph	Use only the designated form and read the corresponding sections of the Application Guidelines carefully. Fill out your personal history on the backside of the Application Form. The spelling of your name should be the same as that in your passport or family register. Submit a front facing photograph (4.5 cm high x 3.5 cm wide) without any head coverings that has been taken in the last 3 months. Securely
--	---

	<p>paste it to the Application Form in the designated area.</p>
(2) Examinee Card (受験票) and Photo Card (写真票)	<p>Paste to the cards in the designated areas front facing photographs (4.5 cm high x 3.5 cm wide) without any head coverings that have been taken in the last 3 months.</p>
(3) Undergraduate academic performance record (official transcripts) and certificate of (expected) graduation	<p>Both documents must be issued by the President of the University or the Dean of the Faculty of the institution from which the applicant has graduated. They must be sealed too.</p> <p>Those who have had their name changed due to marriage or other reasons, please submit a proof of an official name change document (within 3 months of the issue date) with the application.</p> <p>Students who have transferred from another university, please submit also your transcript from the previous university.</p> <p>Those who are currently enrolled in a graduate school, please submit a certificate of enrollment. Those who have already completed a graduate school, please submit certificate of graduation as well as official transcripts.</p> <p>According to eligibility requirements 2. (3)-(5), those who have already submitted their certificate of graduation, as well as official transcripts, for preliminary confirmation of application eligibility do not need to submit them again.</p>

	<p>However, those who have been preliminarily confirmed of the application eligibility by the AAO should submit the original.</p>
<p>(4) English Test Score (Original)</p>	<p>Submit the original official score sheet of one of the following English tests (see below (1) or (2)) taken by the applicant since October 2013. Your original score sheet will be returned by post with the examinee card (受験票) for the examination.</p> <p>(1) TOEFL-iBT Examinee Score Report (please note that the Official Score Report from the ETS sent directly to the University cannot be used for the application) . TOEFL-PBT, TOEFL-CBT, TOEFL-ITP are not accepted.</p> <p>(2) IELTS Test Report Form</p> <p>Only Academic Module Tests will be accepted.</p> <p>Those who cannot submit their English test score during the application period, please bring the original Examinee Score Report with you before the start of the examination on the first day of Entrance Exams (Saturday, January 28th, 2017). Failure to produce your score sheet at this time will result in an English Test Score of 0 points and rejection of your application. You will also not be able to take the Entrance Examination and your application fee will not be returned. (See 6. Selection of applicants on p. 25 of the Application Guidelines).</p> <p>Please give yourself enough time to apply for one of the above English tests, taking into account the amount of time it will take to receive your original score sheet from the testing day.</p>

	<p>Applicants cannot submit two or more score sheets.</p> <p>Those who are native English speakers or who have had educational training in English must still submit an English Test Score.</p> <p>Although the benchmarks are 80 points for TOEFL-iBT and Overall Band Score of 6 for IELTS, you could apply even with a lower English test score.</p>
(5) Essay	<p>Use the designated form and write about the following items (1) ~ (3).</p> <p>The essay may be written either in Japanese or English. If the essay is written on the computer, it must be printed within the frame of the designated form, or printed on another sheet of paper and firmly glued within the frame. Essays printed on separate sheets of paper will not be accepted.</p> <p>In the essay, the applicant must discuss:</p> <p>(1) The reason why you wish to enter Shishu-Kan and the issue you would like to do research about, if admitted (your proposed field of study, tentative topic of your doctoral dissertation and research plan)</p> <p>(2) Your vision of a global leader and your study/action plan toward this goal</p> <p>(3) Your desired future career (after you have completed the doctoral program)</p> <p>(A4 size, 2 pages, 3,000 characters in Japanese or 1,200 words in English)</p>
(6) Examination fee (入学検定料)	<p>30,000 yen (not required for students receiving the Japanese Government (Monbukagakusho: MEXT) Scholarship)</p>

	<p>The examination fee must be paid by bank transfer using the attached bank transfer form during the timeframe below:</p> <p>Thursday, December 8th, 2016– Wednesday, December 21st, 2016</p> <p>(The banking institution’s seal of receipt is only valid within this time frame. Payment through an ATM (with cash) or the internet will not be accepted.)</p> <p>* Examination fees, once paid, will not be returned except in the following cases:</p> <ul style="list-style-type: none"> • The examination fee will be returned in its entirety to those who decided not apply after paying the examination fee, or to those whose applications were not accepted; <p>* Applicants entitled to a formal disaster victim certificate of the Great East Japan Earthquake of March 2011 or The Kumamoto Earthquake, may be exempt from the examination fee payment; please contact the Student Affairs Office of the Shishu-Kan, no later than Monday, November 28th, 2016.</p>
<p>(7) Certificate of examination fee payment attached to the designated form</p>	<p>Please attach to the designated form (入学検定料振込金受付証明書 貼付台紙) the certificate of examination fee payment that will be given to you upon paying the fee at a banking institution by bank transfer. Applications not including this certificate bearing the banking institution’s seal of receipt attached to the designated form will not be accepted.</p>

<p>(8) One self-addressed stamped envelope for delivery of examinee card</p>	<p>Write your (the applicant's) name, address and postal code and attach stamp(s) worth 372 yen (for domestic delivery within Japan) on the designated envelope.</p> <p>For those applying from overseas: please write your name, address and postal code on an envelope that can hold over 50 g. with the appropriate stamps for delivery from Japan to your country by airmail.</p>
<p>(9) Address label</p>	<p>Write your (the applicant's) name, address and postal code on the designated form.</p>
<p>(10) One of the following documents:</p> <ul style="list-style-type: none"> • Copy of Resident Record (<i>juninkyō</i>) • Copy of Resident Registration Certificate (both sides) • Copy of Residence Card (both sides) 	<p>Required of applicants of foreign nationalities residing in Japan. The document must be issued by the mayor of the municipality of the applicant's residence (the Resident Card must be issued by the Director of the Regional Immigration Bureau).</p> <p>Applicants who have permanent residency (永住権) recognized by the Minister of Justice of Japan are not required to submit any documents from this section.</p>
<p>(11) Certificate of government scholarship</p>	<p>Required of international students who receive the Japanese government scholarship.</p>
<p>(12) Other documents</p>	<p>Applicants who correspond to the eligibility requirements 2. (2) are required to submit a copy of their certificate of academic degree or the degree award certificate.</p>

NB1: Incomplete sets of application documents, as well as applications received after the designated deadline (July 28, 2016) will not be accepted. Information provided in the application documents cannot be modified after

submission.

NB2: Documents must be submitted in the applicant's own handwriting with a black ballpoint pen or fountain pen.

[Notice]

For applicants who wish to enter Shishu-Kan in April 2018 and will take entrance exams in the summer or winter of 2017: we will start an online application system. Before the official start, we plan to release a beta version of the online application system. Detailed information will be announced on Shishu-Kan's web site at <https://www.gsais.kyoto-u.ac.jp/>

6. Selection of applicants

Applicants will be selected on an overall assessment based on the following evaluation and examination:

(1) Evaluation of the submitted documents (i.e. the essay, the academic performance records, and the English test score)

(2) Examination results (i.e. a written examination on questions from the discipline chosen by the applicant, mock lecture, and oral examination)

However, applicants whose English test score is 0 or who have failed the oral examination (received "F" grade) will not be admitted, regardless of their results in the other evaluations/examinations.

Examination Date	Type	Description
Time		
Saturday, January 28 th 2017 10:00 – 11:30	Written examination on questions from the chosen discipline	Refer to Page 31 for more detailed information on the written examination. The exam questions will be written in Japanese and English, and can be answered in either language.
Saturday, January 28 th 2017	Mock lectures	Applicants must write reports after listening to 2 mock lectures, one on natural science or engineering, and one

13:00 – 16:00		<p>on humanities or social science.</p> <p>The mock lectures applicants will receive handout materials in both English and Japanese. The lectures will be either in English or in Japanese. Applicants will receive the assignments in both English and Japanese and can choose either language to write the reports.</p>
<p>Sunday, January 29th 2017</p> <p>Starting from 9:00 am (tentative)</p>	Oral examination	<p>Although the oral examination will be conducted in Japanese, English or other languages may be used when needed.</p>

(3) Examination venue: **Higashi Ichijou Building (東一条館), The Graduate School of Advanced Integrated Studies in Human Survivability, Kyoto University**

7. Announcement of the results of the entrance exams

On Friday, February 10th 2017 at 3:00 pm, successful applicants will be announced on the bulletin board at the entrance of Higashi Ichijou Building (東一条館). Results will also be sent to successful applicants on the same day and successful applicants' examinee numbers will be posted on Shishu-Kan's web site (<http://www.gsais.kyoto-u.ac.jp/admissions-info/>). Inquiries about admission results by phone or e-mail will not be accepted.

8. Admission and tuition fees

(1) Admission fee*: 282,000 yen

*This is subject to change at the time of admission.

(2) First-semester tuition: 267,900 yen (full-year tuition: 535,800 yen)

*This is subject to change at the time of admission and during enrollment.

Successful applicants will be informed of the payment schedule and other details at a later date.

9. Other important information

(1) Applicants with disabilities who require special consideration for taking the examinations and/or studying in the doctoral program must contact the Student Affairs Office of Shishu-Kan no later than Monday,

November 28th 2016 to discuss the necessary arrangements. Such applicants are advised to contact the Student Affairs Office as early as possible since some arrangements may require significant time for preparation. Note that requests for special consideration may not be fulfilled if they are not notified well in advance.

Applicants who require special consideration for taking the examinations due to temporary conditions after the submission of their applications (such as serious illness or injury) must immediately notify the Student Affairs Office of Shishu-Kan. Note that requests for some arrangements may not be fulfilled if they are notified immediately prior to the examination day, or due to the nature of the condition.

- (2) Examinee cards and examination information will be mailed to applicants. In the case of non-delivery by Tuesday, January 10th 2017, please contact the Student Affairs Office of the Shishu-Kan.
- (3) **Be aware that any untrue statements discovered in the application documents, even after admission or enrollment, will result in immediate revocation of admission or enrollment.**
- (4) Please refer to the FAQ page on the Shishu-Kan's website in Japanese for more information concerning the selection of applicants and entrance exams (http://www.gsais.kyoto-u.ac.jp/faq_list/).

10. Privacy policy (handling of personal information)

- (1) Personal information concerning applicants will be handled in “Act on the Protection of Personal Information Held by Independent Administrative Agencies, etc.” and with “Kyoto University’s Regulation for the Protection of Personal Information”.
- (2) Names, addresses and other personal information contained in the application documents will be used solely for (1) the selection of applicants (processing of applications and organization of screenings), (2) the announcement of the results the entrance examination, and (3) clerical procedures for admission.
- (3) The results of the examination conducted in the screening process will be used as reference data for studying future applicant screening methods.
- (4) With regard to admitted applicants, personal information contained on the application documents will be used for (1) student affairs (management of student records, academic supervision, etc.), (2) student support activities (health maintenance, employment search support, application for exemption from tuition payment, application for scholarships, etc.), and (3) clerical procedures related to tuition payment.

11. How to obtain a paper copy of the Application Guidelines in Japanese (平成 29 年度学生募集要項)

If you wish to obtain a paper copy of the Application Guidelines in Japanese, please write to the Student Affairs Office address below and enclose a self-addressed stamped envelope with your name, address and postal code on it (Type 2 envelope. 332 mm x 240 mm; with stamp(s) worth 250 yen for delivery within Japan). Please write 学生募集要項請求 (Application Guidelines Request) in red color on the envelope.

In addition, it is available for pick up at the Shishu-Kan's Student Affairs Office (kyoumu-kakari).

12. Questions from Past Written Examinations

Students can obtain the questions from the written examinations of the past 2 years (excluding the Winter Term Application) from the Student Affairs Office of Shishu-Kan. In order to obtain the questions from the past written examinations, one must present a proof of identification (Student ID, Driver's License, Passport, Resident Card, etc.) to the Student Affairs Office during working hours.

To obtain the questions from the past written examination by post, please follow the instructions below.

- ① Go to the “Past Entrance Examination Papers Request (過去入試問題希望)” section of the website in Japanese and fill out the required application form. Also, please attach a copy of your proof of identification (Student ID,

Driver's License, Passport, Resident Card, etc.).

② Provide a self-addressed stamped envelope worth 250 yen for delivery within Japan (Type 2 envelope 26cm x 35cm). *If it is together with the Application Guideline, it becomes 400 yen.

Please enclose ① and ② with 過去入試問題希望 (Past Examination Question Request) or 過去入試問題及び学生募集要項請求 (Past Examination Question and Application Guidelines Request) written in red on the envelope and send it to the Student Affairs Office address. Requests by e-mail will not be accepted.

Past entrance examination questions are for the purpose of applicant use only. Using them for any other purpose or publishing them online is strictly prohibited.

13. Tour of Shishu-Kan facilities for Prospective Applicants

Prospective applicants to Shishu-Kan may take a tour of its facilities (during working hours on weekdays only) by applying by e-mail to the Student Affairs Office e-mail address 2 weeks in advance. If the application is approved, students will be contacted by e-mail with the date and time. On the day of the tour, please bring proof of identification (Student ID, Driver's License, Passport, Resident Card, etc.).

(Please include the following in your e-mail application request)

- The date(s) you wish to have the tour (please suggest several options)
- Affiliation
- Names
- The year you wish to enroll

(Possible dates and times of the tour:)

Weekdays 10:00-17:00 (excluding 12:00-13:00)

Tours cannot be booked on Saturdays, Sundays, holidays, anniversary of establishment (June 18th), summer holidays (Monday-Wednesday of the 3rd week of August), and December 29th-January 3rd.

Also, any other days when the office is temporarily closed.

14. How to contact the Student Affairs Office (kyoumu-kakari)

Student Affairs Office of the Graduate School of Advanced Integrated Studies in Human Survivability
(Shishu-Kan),

Kyoto University Higashi Ichijou-kan Building

Kyoto-shi, Sakyo-ku, Yoshida-Nakaadachi-cho 1

606-8306 Japan

Tel: 075-762-2002

E-mail: gsais-kyomu@mail2.adm.kyoto-u.ac.jp

※Working hours are 8:30-17:15 on weekdays (excluding 12:00-13:00)

The office is closed on Saturdays, Sundays, holidays, anniversary of establishment (June 18th), summer holidays

(Monday-Wednesday of the 3rd week of August), and December 29th-January 3rd.

October 2016

Examination of Application Eligibility for Admission to the Doctoral Program [Five-year Non-divided Program] of the Graduate School of Advanced Integrated Studies in Human Survivability (Shishu-Kan), Kyoto University
Academic Year 2017

Eligibility will be judged for those who wish to apply for admission to the Graduate School of Advanced Integrated Studies in Human Survivability (Shishu-Kan) in Academic Year 2017 under eligibility category 2. (8) or 2.(9) as stated in “2. Eligibility for application” in the Application Guidelines.

1. Request for Evaluation

Those who correspond to the above description must submit the required documents personally or by post no later than 17:00 Japan Standard Time, Monday, November 28th 2016 (the documents must arrive by this time) to the Student Affairs Office of the Shishu-Kan.

Please write in black ballpoint pen or fountain pen.

2. Required Documents

(1) Application Eligibility Evaluation Request Form (please use the designated form)

Write your names, and in the “education” column, specify whether there were any periods during which you took a leave of absence from an educational institution.

(2) Proof of enrollment/graduation

For eligibility category (8): Certificate of academic performance (official transcripts) issued by the university attended

For eligibility category (9): Certificate of academic performance (official transcripts) and certificate of graduation issued by the last school attended

(3) Educational regulations (indicating the requirements for graduation) and curriculum prospectus or syllabus (describing the contents of the courses) of the last school attended

* Additional documents may be requested following the submission of the above documents.

* Applicants may submit other documents that certify their academic ability as equivalent or superior to that of a university graduate (documents that certify academic or professional achievements, official qualifications, social activities, etc.).

(4) Return envelope (for notification of results)

Long Type 3 envelope (120 mm x 235 mm), self-addressed (names, address and postal code) and with stamps worth 362 yen for delivery within Japan.

3. Evaluation Method

The submitted documents will be evaluated. If deemed necessary, applicants will be requested to submit additional documents or take (an) exam(s).

4. Announcement of the results

The results will be notified to the applicants by post. In the case of non-delivery by Monday December 12th 2016 please contact the Student Affairs Office.

Student Affairs Office of the Graduate School of Advanced Integrated Studies in Human Survivability (“Shishu-Kan”),
Kyoto University

Higashi Ichijou Building (東一条館)

Kyoto-shi, Sakyo-ku, Yoshida-Nakaadachi-cho 1

606-8306 Japan

Tel: 075-762-2002

E-Mail gsais-kyomu@mail2.adm.kyoto-u.ac.jp

October 2016

Explanation about the written examination

Academic Year 2017

The written examination is held to evaluate the applicants' specialized knowledge in the disciplines listed below. Each applicant is expected to have specialized knowledge in one of those disciplines by the end of the third year of his/her undergraduate studies. Each applicant should select 2 questions from among all questions and answer them in writing.

A list of disciplines
Informatics, Environmental science, Philosophy, Literature, History, Law, Political Science, Economics, Sociology, Psychology, Education, Mathematics, Physics, Chemistry, Biology, Life Science, Agriculture

English Translation of Application Documents

The following text (pp. 33 - 51) is an English translation of the application documents and cannot be used to apply for admission to Shishu-Kan. They are provided only to help prospective applicants who have difficulty in reading Japanese. Prospective applicants should get a paper copy of the Application Guidelines (平成 29 年度学生募集要項) in Japanese and use the enclosed application documents to apply.

How to obtain the paper copy of the Application Guidelines is explained on p. 27. However, it may be difficult for those who reside outside Japan to prepare the valid stamped, self-addressed envelope for delivery. The best way is to ask someone living in Japan to get a copy and send it to you. Moreover, the payment of the Entrance Examination fee (explained on pp. 44-45) can be done only in Japan.

**2017 Academic Year Graduate School of Advanced Integrated Studies in Human Survivability
(Shishu-Kan), Kyoto University**


Application for Admission

		※ Application Number (leave blank)		
Name	Last	First	Middle	<input type="checkbox"/> Male <input type="checkbox"/> Female
Birth date	Year	Month	Day (Age)	Photograph (4.5cm×3.5cm) ◎ A front facing photo without any head coverings taken in the last 3 months. ◎ Write your name on the back of the photo. ◎ Paste the photo here using glue.
e-mail address	@			
Address	Zip Code	—		
	Telephone Number () —	Cell Phone Number		
Foreign Student	English Name (Chinese students only)		(Nationality)	<input type="checkbox"/> Government Sponsored <input type="checkbox"/> Self Sponsored
	Student ID Number			If you are currently a student at Kyoto University, please write your 10 digit Student ID.
Previous University	Year	Month	Day	<input type="checkbox"/> National University <input type="checkbox"/> Public University <input type="checkbox"/> Private University <input type="checkbox"/> Foreign University Department Course of Study
	Enrolled	<input type="checkbox"/> Graduated <input type="checkbox"/> Expected to Graduate <small>*Please confirm and input the exact date written on your degree.</small>		
Previous Graduate School	Year	Month	Date	<input type="checkbox"/> National University Graduate School <input type="checkbox"/> Public Research University Graduate School <input type="checkbox"/> Private Foreign Graduate School Major Course
	Enrolled	<input type="checkbox"/> Completed <input type="checkbox"/> Expected to Complete <small>*Please confirm and write the exact date written on your degree.</small>		
Status at the time of Application	<input type="checkbox"/> Undergraduate Student (Year) <input type="checkbox"/> Graduate Student	Affiliation		(Professor's Research Office, Place of Employment, Job Title, etc.)

	(Year) <input type="checkbox"/> Company Employee (Fill in details under Affiliation) <input type="checkbox"/> Researcher (Fill in details under Affiliation) <input type="checkbox"/> Other (Fill in details under Affiliation)		Employer's Phone Number () —
Work Experience	<input type="checkbox"/> Yes <input type="checkbox"/> No		
English Test Score	Points <input type="checkbox"/> TOEFL-iBT <input type="checkbox"/> IELTS	Year Month Date	<input type="checkbox"/> Date Taken <input type="checkbox"/> Plan to Take Score Submitted <input type="checkbox"/> At the time of application <input type="checkbox"/> The day of the test

Note : Please confirm all sections are completed and all appropriate boxes are checked.

(Continued on reverse)



Student History	Only those who have graduated from a foreign University OR those who are expected to graduate need to fill out this section.				
Work History	Year Year		Month Enrolled Month Graduated		
	Month Enrolled Month Graduated	Year Year	Years Attended	Elementary Education (Elementary School)	
	All applicants must fill out this section. Please confirm and fill in the exact date written on your degree.		Years Attended	Secondary Education (Lower Secondary School)	
	Year Year		Month Month Day Enrolled Day Graduated		
	Day Enrolled Day Graduated	Year Year	Month Month	Years Attended	High School Education (Upper Secondary Education)
	Day Enrolled Day Completed	Year Year	Month Month	Years Attended	University Department Major
	Day Enrolled Day	Year Year	Month Month	Years Attended	University Graduate School M.A. or Ph.D Program Department Major
	Day Enrolled Day	Year Year	Month Month	Years Attended	
	Those who are currently working and those who have a work history must fill out this section.		Years Attended		
	Year Month Day Start Date Year Month Day End Date				
Day Day	Year Year	Month Month	Years Employed	(Employer Name)	
Day Day	Year Year	Month Month	Years Employed	(Employer Name)	
Day Day	Year Year	Month Month	Years Employed	(Employer Name)	

	Year	Month	Years Employed	(Employer Name)
	Day	Year		
	Day	Month		
	Year	Month	Years Employed	(Employer Name)
	Day	Year		
	Day	Month		

Note : Please confirm all sections are completed.



外国人留学生調書 Foreign Student Form

※Foreign Students please fill out this form.

平成 29 (2017) 年度 京都大学大学院総合生存学館 (思修館)

Family Name		First Name	Middle Name	男 (M) . 女 (F)	生年月日 Date of Birth	Year	Month	国費・私費 Govt. Sponsored / Self Sponsored			
氏名	自国語							Age ()		国籍 Nationality	
	フリガナ										
	ローマ字										
メールアドレス E-mail Address		@			電話番号 Telephone Number						
学校名所在地 Name and Address of School		正規の修学年数 Officially Required Years for Graduation	入学及び卒業年月 Year and Month of Entrance and Completion		修学年数 Period of Schooling		専攻科目 Major Subject (if any)	学位・資格 Diploma or Degree Awarded			
			Year	Month	yrs	months					
初等教育 Elementary Education 小学校 (Elementary School)	学校名 Name 所在地 Location	年 yrs	入学 from								
			卒業 to								
中等教育 Secondary Education 中学校 (Lower Secondary School)	学校名 Name 所在地 Location	年 yrs	入学 from								
			卒業 to								
High School 高等学校	学校名 Name	年	入学 from								

(Upper Secondary School)	所在地 Location	yrs	卒業 to						
高等教育 Higher Education 大学 Undergraduate Level	学校名 Name	年	入学 from						
	所在地 Location	yrs	卒業 to						
大学院 Graduate Level	学校名 Name	年	入学 from						
	所在地 Location	yrs	卒業 to						
以上を通算した全学校教育修学年数 Total years of schooling mentioned above		年 yrs	Total						

研究歴 Research Activities	研究機関 Institution	職名 Job Title	所在地 Address	研究期間 Duration of research	年数 yrs
					年 月 ~ 年 月
職歴 Employment Record	勤務先名 Name of Organization	職名 Job Title	所在地 Address	在職期間 Period of employment	年数 yrs
				年 月 ~ 年 月	年 ヶ 月

(注) 記入は、日本語又はローマ字体を用いてください。 Please type or print in Japanese or English

2017 Academic Year Graduate School of Advanced Integrated Studies in Human Survivability

(Shishu-Kan)

Essay

Application Number	
-----------------------	--

(1 / 2)

Please write an essay where you answer the three questions below (in Japanese, not more than 3,000 characters, or in English 1,200 words):

- (1) The reason why you wish to enter Shishu-Kan and the issue you would like to do research about, if admitted (your proposed field of study, tentative topic of your doctoral dissertation and research plan)
- (2) Your vision of a global leader and your study/action plan toward this goal
- (3) Your desired future career (after you have completed the doctoral program)

(Applicant Name :)

2017 Academic Year Graduate School of Advanced Integrated Studies in Human Survivability
(Shishu-Kan)
Essay

Applicant Number	
---------------------	--

(2 / 2)





(Applicant Name :)

Examinee

**2017 Academic Year Graduate School of
Advanced Integrated Studies in Human Survivability (“Shishu-Kan”)**

※ Applicant Number				<div style="border: 1px dashed black; padding: 5px; text-align: center;"> Photograph (4.5cm×3.5cm) </div> <ul style="list-style-type: none"> ◎ A front facing photo without any head coverings taken in the last 3 months. ◎ Write your name on the back of the photo. ◎ Paste the photo here
Name	Last	First	Middle	
Birth Date	Date	Year	Month	
Graduate School of Advanced Integrated Studies in Human Survivability (Shishu-Kan) Doctoral Program				

※Please leave the Application Number blank.

Do Not Detach

Photo Card

**2017 Academic Year Graduate School of
Advanced Integrated Studies in Human Survivability (“Shishu-Kan”)**

○ ※Applicant Number				<div style="border: 1px dashed black; padding: 5px; text-align: center;"> Photograph (4.5cm×3.5cm) </div> <ul style="list-style-type: none"> ◎ A front facing photo without any head coverings taken in the last 3 months. ◎ Write your name on the back of the photo. ◎ Paste the photo here
Name	Last	First	Middle	
Birth Date	Year	Month	Date	
○ Previous University • Graduate School	University			
	Department			
	M.A. Major	or	Ph.D Program	
	Year	Graduated (Expected)		
	Month	Completed (Expected)		

※Please leave the Application Number blank.

Express Delivery

- 1 . Attach a 372 yen stamp.
- 2 . Clearly write address,



受験票等
在中

Mr. /Ms.

Graduate School of Advanced Integrated
Studies in Human Survivability
(Shishu-Kan)

大学院総合生存学館事務部教務担当御中
〒606-8306 京都市左京区吉田中阿達町 1
京都大学東一条館

TEL 075-762-2002

Payment instructions

Entrance Examination Fee : 30,000 Yen

【Does not apply to foreign students who receive the Japanese government MEXT scholarship】

Payment Period : Thursday, December 8th 2016– Wednesday, December 21st 2016

(Should be stamped during this period • Payments outside of this time period will not be accepted)

Important points concerning the payment of the examination fee:

① Fill in the applicant's name on this payment application (3 parts), present the application to a teller at your bank (except a post office bank account.), and pay the entrance examination fee.

Payment through an ATM (with cash) or online will not be accepted.

② Handling charges will not be applied when paying through Mitsui Sumitomo Bank. For all other banks, the applicant is responsible for any handling charges acquired.

③ After payment, please confirm the 「入学検定料振込金受付証明書」 and 「入学検定料振込金(兼手数料)受取書」 forms have been stamped with the banking institution's seal of receipt and a paper stamp has been attached on the left hand side. The applicant will be charged for the revenue stamp of the Entrance Admission Fee Payment (Handling) Receipt 「入学検定料振込金(兼手数料)受取書」.

④ Once the Entrance Examination Fee is paid, it will not be returned for any reason.

入学検定料振込金受付証明書
(お客様用)

平成 年 月 日											
金額										円	
										30000	
先方銀行	三井住友銀行京都支店										
お受取人 おなまえ	預金 お受取人	普通	口座 番号	8089789							
	国立大学法人 京都大学 様										
ご依頼人	お名前 (フリガナ)	様									
	※ 志願者本人氏名を記入してください。										
受験学部 研究科等	総合生存学館										

上記のとおりお振込みいたしました。

(取扱店) _____ 銀行
_____ 店

収納印

願書添付用

入学検定料振込金(兼手数料)受取書

平成 年 月 日											
金額										円	
										30000	
先方銀行	三井住友銀行京都支店										
お受取人 おなまえ	預金 お受取人	普通	口座 番号	8089789							
	国立大学法人 京都大学 様										
ご依頼人	お名前 (フリガナ)	様									
	※ 志願者本人氏名を記入してください。										
備考		手数料									

上記の金額正に受取りました。

(取扱店) _____ 銀行
_____ 店

収入
印紙

太枠内は必ずご記入下さい 入学検定料振込依頼書

○三井住友銀行の窓口でお振込される場合は手数料は不要です。

ご依頼日	平成 年 月 日					電信扱	手数料				
	先方銀行					金額		円			
三井住友銀行 京都支店					30000						
お受取人	預金 お受取人	普通	口座 番号	8089789							内 訳
	(フリガナ) コクリツダイガクホウジン キョウトダイガク										
	(おなまえ) 国立大学法人 京都大学 様										
ご依頼人	(おとこ) (電話) 075-753-2141										収納印または振替印
	京都市左京区吉田本町										
ご依頼人	(フリガナ)										
	お名前 ※ 志願者本人氏名を記入してください。 様										
おとこ (電話) - -											

※ 金融機関へのお願い

本振込依頼書は、平成25年8月15日(木)～平成25年8月28日(水)の期間のみお取り扱いください。

2017 Academic Year Graduate School of Advanced Integrated Studies in
Human Survivability (Shishu-Kan)

Entrance Examination Fee Certification of Payment

Name	Last	First	Middle
Application Number			

※ Securely paste the [Entrance Examination Fee Certificate] in the dotted line below.

入学検定料振込金受付証明書
(お客様用)

平成		年	月	日
金額	30000			円
先方銀行	三井住友銀行京都支店			
お預金 お受取人 お預金 お受取人 お預金 お受取人	普通	口座 番号	8089789	
お名 前	国立大学法人 京都大学 様			
ご 依 頼 人	(フリガナ) 様			
受験学部 研究科等	総合生存学館			

Please confirm this seal of receipt has been stamped.

願書添付用

収納印が押印されていることを確認すること。

○ ○

2017 Academic Year Graduate School of Advanced Integrated Studies in Human Survivability (Shishu-Kan)

(Recipient Address)

Enter the address to which the acceptance notification and enrollment procedures should be received. Please notify the University if you have changed your address or if you will not be able to receive mail at your regular address due to absence.

Candidates who cannot receive mail may encounter difficulties. Please note that if enrollment procedures are later than the deadline, it will be counted as a refusal of acceptance.

Enter the applicant name and in the case of a rented room, include 「_様方」 (C/O) after your name.

※ Application Number			
Name	Last	First	Middle

○ Address where enrollment documents may be sent (until the end of February, 2016)

※

○ Address where the examination results should be sent

※

Postage
Stamp

〒606-8306

京都市左京区吉田中阿達町一 京都大学東一条館

京都大学大学院総合生存学館

事務部教務担当 御中

書留

速達

大学院総合生存学館 (思修館) 入学願書 在中

Applicant	Server	Address	(Postal Code —)

	Name	Last	First	Middle
--	------	------	-------	--------

2017 Academic Year Graduate School of
Advanced Integrated Studies in Human
Survivability (Shishu-Kan)

Eligibility for Application	8 • 9
-----------------------------	-------

※Circle one or both.

Request Form for Eligibility Screening

Name	Last	First	Middle
Birth Date	Year	Month	Day (Age)
Student	Enter educational background from High School (Upper Secondary) onward.		
	Year Day Enrolled	Month Day Enrolled	Years Attend ed
	Year Day Graduated	Month Day Graduated	High School Education (Upper Secondary Education)
	Year Day Enrolled	Month Day Enrolled	Years Attend ed
	Year Day Graduated	Month Day Graduated	University Department Course of Study
History	Year Day	Month Day	Years Attend ed
	Year Day	Month Day	Years Attend ed
	Year Day	Month Day	Years Attend ed
	Year Day	Month Day	Years Attend ed
Those who are currently working and those who have a work history must fill out this section.			
Year Day	Month Start Date	Years Employ ed	
Year Day	Month End Date		

Work History	Year Day Year Day	Month Month	Years Employ ed	
	Year Day Year Day	Month Month	Years Employ ed	
	Year Day Year Day	Month Month	Years Employ ed	
Address	Zip Code —			
	Phone Number () —		Cell Phone Number ()	
e-mail @				
Status at the time of Applicati on	<input type="checkbox"/> Undergraduate Student (Year)	Affiliation	(Enter Professor's Office, Place of Employment, Job Title, etc.)	
	<input type="checkbox"/> Graduate Student (Course Year)		Employer Phone Number () —	
<input type="checkbox"/> Company Employee (Enter details under Affiliation)				
<input type="checkbox"/> Researcher (Enter details under Affiliation)				
<input type="checkbox"/> Other (Enter details under Affiliation)				